

Name: \_\_\_\_\_

Date: \_\_\_\_\_

# Mapping and Planning a Story

**Directions:** Let's explore how a story can be organized through the skill of mapping events. Later, you'll have a chance to plan out an original story based on the mapping skills you develop. Read the story below to get started!

---

## "Henry's First Day Adventure"

Henry was excited and a little nervous because today was his first day at a brand new school.

Henry's mom packed him a delicious lunch, and they walked hand in hand to the school. As they approached the school building, it looked big and a little intimidating. Henry took a deep breath and walked through the front doors.

Inside, Henry met the school's friendly janitor, Mr. Johnson, who showed him where the main office was. There, he met the secretary, Mrs. Taylor, who gave him his schedule and a big smile. Henry felt a little better knowing there were nice people to help him.

With his schedule in hand, Henry walked down the long hallway and tried to find his classroom. But the school was like a maze, and he didn't know which way to go. Henry was starting to get worried.

Just then, a girl with a big backpack and a warm smile walked up to him. Her name was Lily, and she was in Henry's class. She told him she had been in the same situation on her first day and offered to show him the way. Henry was relieved and grateful.

Lily introduced Henry to their classmates, including Tommy, who loved drawing, and Sarah, who was the fastest runner in the class. Their teacher, Mrs. Anderson, was kind and welcoming. She had a cozy reading corner filled with exciting books and a bright bulletin board displaying their class goals for the year.

As the day went on, Henry learned where the bathroom, the cafeteria, and the playground were. He realized that his new school was like a big adventure waiting to be explored. He even made a new friend at recess named Jake, who loved playing soccer.

At the end of the day, Henry's mom picked him up from school. He was excited to tell her all about his adventures, new friends, and how he had found his way around the school with Lily's help.



Henry realized that even though the first day at a new school could be scary, there were always friendly faces to guide him. He knew that with the help of his new friends and caring teacher, he would have a fantastic time at his new school. As he fell asleep that night, he couldn't wait for the next day's adventure.




Name: \_\_\_\_\_

Date: \_\_\_\_\_

# Mapping and Planning a Story

**Directions:** Let's explore how a story can be organized through the skill of mapping events. Use the graphic organizer below to identify the setting and character first. After that, determine which events make up the beginning, middle, and end of the story.

 <b>In the story you've read, what is the SETTING? (the period in history and the location)</b>	 <b>In the story you've read, who are the CHARACTERS?</b>
--	--

 <b>BEGINNING:</b>	 <b>MIDDLE:</b>	 <b>END:</b>
---	--	---


Name: \_\_\_\_\_

Date: \_\_\_\_\_

# Mapping and Planning a Story

**Directions:** Let's explore how a story can be organized through the skill of mapping events. Use the graphic organizer below to identify how the author organizes certain events within the plot.

 **Climax:** What's the turning point or most suspenseful moment?

 **Rising Action:** What conflicts or problems come up?

 **Falling Action:** What leads to the resolution of the story?

 **Resolution:** How are the problems solved?

 **Exposition:** Who are the characters? What is the setting?




Name: \_\_\_\_\_

Date: \_\_\_\_\_

# Mapping and Planning an Original Story

**Directions:** Use the graphic organizer below to brainstorm and craft the parts of an original story.

 <b>What will the SETTING be like? (the period in history and the location)</b>	 <b>Who are the CHARACTERS?</b>
--	--

 <b>What will happen in the BEGINNING?</b>	 <b>What will happen in the MIDDLE?</b>	 <b>What will happen in the END?</b>
---	--	---