

Name _____


CCSS.ELA-LITERACY.RL.K.2

Kindness Story Sequencing


Directions: Read the short story and look at the pictures. Carefully cut out the pictures and glue them in the correct order. Then, tell a friend the story!




1. Crysta sees her friend drop his books on the floor.



2. She picks up the books and hands them to him.



3. Her friend smiles and says, "Thank you, Crysta!"



Name _____

CCSS.ELA-LITERACY.RL.K.2

Kindness Story Sequencing

Directions: Read the short story and look at the pictures. Carefully cut out the pictures and glue them in the correct order. Then, tell a friend the story!



1. Crysta sees her friend drop his books on the floor.



2. She picks up the books and hands them to him.



3. Her friend smiles and says, "Thank you, Crysta!"

